

ZAXIS135us



HYDRAULIC EXCAVATOR

Model Code : ZX135US-5A

Engine Rated Power : 69.4 kW (93 HP)

Operating Weight : ZX135US-5A : 13 300 - 13 900 kg

Backhoe Bucket : ISO Heaped : 0.45 - 0.59 m³

ZAXIS Empower your Vision.

New ZAXIS provides reliable solutions: impressive fuel economy, swift front movements, and easy operation. You'll also find Hitachi technological prowess and expertise, such as the optimized hydraulic system and engine.

New ZAXIS features the key benefits of high quality, low fuel consumption, and high durability, all of which serve to ensure low running costs.

New ZAXIS, which is empowered by comprehensive evolution, will realize customers' visions and dreams, and pioneer your colorful future.



Key Benefits for Low Running Costs



More Production with Less Fuel

Page 4-5

- Achieving low fuel consumption and a large workload
- Powerful operation
- Easy-to-use attachments



Simplified Maintenance

Page 10-11

- Dust-proof indoor net
- Grouped remote inspection points
- Large capacity fuel tank
- Low life cycle costs



High Quality and Durability

Page 6-7

- New more reliable and durable engine
- Durable design
- Improved engine start-up performance in cold weather



Hitachi Support Chain

Page 12-13

- Remote fleet management with Global e-Service
- Parts and service



No Compromise on Operator Comfort


Page 8-9

- Comfortable operating environment
- Comfort-designed operator seat
- Robust cab
- New, easy-to-use multifunction monitor



Note: The photos in this brochure show excavators with optional equipment.

More Production with Less Fuel



Achieving Low Fuel Consumption and a Large Workload

The HIOS III hydraulic system, which is an operator-friendly HIOS hydraulic system combined with efficient hydraulic control, was selected. It includes an hydraulic boosting system and an enhanced boom recirculation system to increase operating speed and reduce fuel consumption.

14% Reduction in Fuel Consumption

New ZAXIS is a fuel-thrifty excavator that can reduce fuel consumption by 14%, compared to the conventional ZX135US-3.

More Fuel Reduction in the ECO Mode

The ECO mode, a new economical mode, can further cut fuel consumption by 15% compared to the PWR mode.

Rapid Arm Roll-in

Arm roll-in speed increases by combined flow from arm and boom cylinders through regenerative valves for productive excavation.

Fast Arm Speed During Boom Lowering

Arm speed increases by boom weight during boom lowering, without needing pressure oil from a pump. That is, arm circuit flow is increased for higher arm speed, allowing for quick loading of a dump truck and positioning of the front.

Short-Tail Swing Radius

This allows the new ZAXIS to work in confined spaces, particularly in urban areas, for road construction, forestry and demolition - anywhere with limited work space.

Powerful Operation

The Power Boost mode allows the operator to surge 5% more digging force for powerful excavation by pressing its button on the control lever. It can obtain the big digging force when the power is needed.

Easy-to-Use Attachments

The operator can change over valves, adjust extra circuit flow, and check settings from the multifunctional monitor next to the operator seat. What's more, 11 types, including flow rate setting, can easily be selected by their identified names.



High Quality and Durability

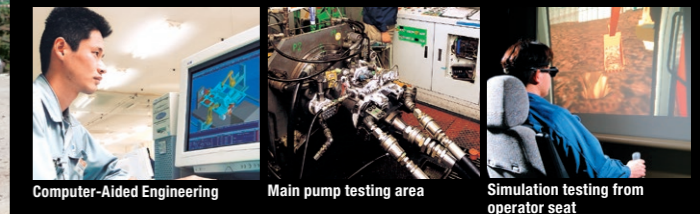


Prestige R&D and Quality Control



Mid-sized excavator assembly line

Main frame welding line



Computer-Aided Engineering


Main pump testing area

Simulation testing from operator seat

Hitachi has earned praise for technological prowess and product performance around the world. R&D Division has a track record – including excellent design, stress analysis expertise using CAE system, and abundant production data base. What's more, a large-scale durability test field allows for a series of stringent testing of new machines. Production Division strives to automatize production processes, including robotic welding, machining, painting, assembling and transferring.

New More Reliable and Durable Engine

The new engine, which is designed for use in harsh operating environment, is highly durable thanks to a fundamental review of the fuel and cooling systems. It also includes a new auto-idle stop mechanism to reduce fuel consumption and CO2 emissions.


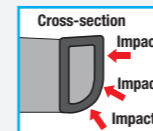


Durable Design

Large size efficiency cooling system keeps engine cool, helps machine hard works. In addition, the expansion tank is adopted in the cooling system. So, the air in the coolant circuit can always be discharged and display the cooling performance of the machine fully.



The upperstructure frame is reinforced with the D-section skirt to increase rigidity against damage by obstacles.



D-section skirt

The X-beam frame is made monolithically with fewer welds for higher rigidity and durability.



X-beam frame

The arm-bucket joint is protected by WC thermal spraying on its contact surfaces to reduce wear and jolt. The HN bushings, utilized on joint pins, retain grease inside for longer greasing intervals.

Improved Engine Start-up Performance in Cold Weather

When the ambient temperature is low, waxing light oil components will clog the fuel pre-filter. The recirculation filter prevents this by recirculating hot fuel from the engine.



Recirculation filter

No Compromise on Operator Comfort



From the Comfort of the Cab

After a long shift on a road construction site or in the quarry, you need to feel ready to enjoy the rest of your day. Hitachi has taken the lead in operator comfort with the new ZAXIS 225US, so that you can do just that. The adjustable air-suspension seat features a new sliding mechanism with the capacity to be moved back further than ever before. The space underneath the monitor has also been expanded to allow for more leg room.

All-Round Visibility

Busy construction sites demand your full attention to avoid unnecessary damage or health and safety issues. The enhanced visibility – especially down the right-hand side of the new ZAXIS – will also save you time (and money), thanks to the latest innovations from Hitachi. The repositioning of the monitor and door enhances your view, as well as making access to and from the cab much easier. The latest rear-view camera offers a closer view of the counterweight to reduce the blind spot.

User-Friendly Functionality

Hitachi has invested heavily in the advanced technology inherent within the new ZAXIS. The power remains firmly at your fingertips thanks to the functionality of the colour monitor and ergonomic controls.

The new multi-function LCD monitor has a large seven-inch screen that is easy to view. It provides a wide range of useful technical information, including a clear indication of the machine's status and settings with multi-lingual support in up to 32 languages. The monitor and ergonomically designed switches have been grouped together within easy reach of your right hand. The proportional switch in the new, optional, auxiliary function lever allows easy control of the front attachment.

Enjoy Your Work

Time flies when you're having fun, but we also realise that a happy operator is also a more productive one. That's why we have renewed our focus on providing a relaxed and enjoyable working environment within the cab. The controls for the AM/FM stereo radio are now adjustable from the colour monitor. An auxiliary terminal has also been added to the sound system, so that you can work efficiently and smoothly to your favourite music via devices such as MP3 players and the inclusion of storage for an MP3 player.



Simplified Maintenance



Dust-Proof Indoor Net

A dust-proof indoor net, provided at the front of radiator, can be easily removed and cleaned with compressed air. At the rear of the radiator, air blowing can be done through a one-touch open cover. The air condenser is openable for easy cleaning at its rear.



Grouped Remote Inspection Points

Service points are concentrated inside left and right covers that are readily accessible from ground level for convenient servicing and inspection, including water draining from the fuel tank, and replacement of filters.

Large Capacity Fuel Tank

The fuel tank capacity has been increased to 220 L. Refueling interval is extended and the long time operation can be achieved.

Low Life Cycle Costs

Service intervals are long enough to slash maintenance costs.

Engine Oil Filter : 500 h
Hydraulic Oil Filter : 1 000 h
Fuel Filter : 1 000 h
Fuel Pre-Filter : 1 000 h

Engine Oil : 500 h
Hydraulic Oil : 5 000 h



Lubricant
Consumables

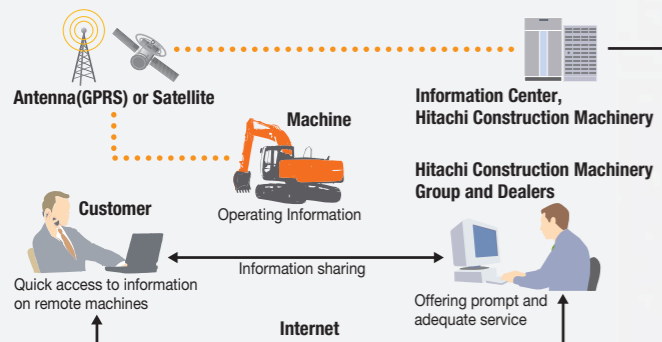
Hitachi Support Chain

Hitachi Support Chain is a full customer support system offered after buying a Hitachi machine.

Remote Fleet Management with Global e-Service

Easy Access to On-Site Machines through the Internet

This on-line fleet management system allows you to access each on-site machine from a PC in your office. You can get its operating information and location to increase productivity of the fleet and reduce downtime. Operating data and log are sent to a Hitachi server for processing, and then to customer and dealers around the world. This system is available 24 hours a day, all the year around.



Note: In Some Regions, Global e-Service Is Not Available by Local Regulations.

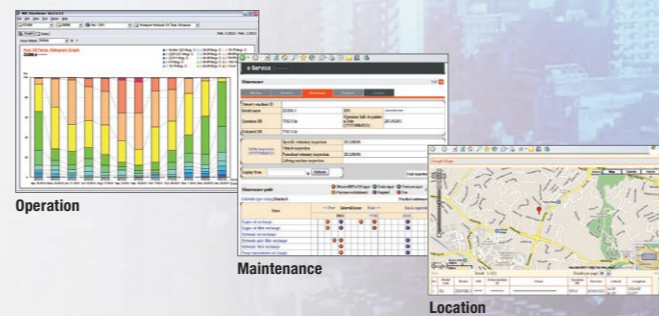
Main Features of Global e-Service

Functions

Global e-Service provides easy access to a machine on site, conveying operating information and log, including daily operating hours, fuel level, temperatures, pressures, and likes.

Maintenance

Maintenance data and log are displayed on a easy-to-read monitor screen, suggesting recommended maintenance for efficient fleet management.



Parts and Service

Hitachi full customer support is available every area on the globe for full customer satisfaction through Hitachi local dealers.

Parts

Hitachi Global Online Network, a parts supply system, is linked with Japan Parts Center, overseas depots and over 150 dealers abroad to deliver on-line parts information, including in-stock parts, order receptions, shipments and delivery period of over one million parts and components.

Genuine Hitachi Parts

Genuine Hitachi parts, meeting Hitachi stringent quality standards, are guaranteed according to Hitachi warranty standards. The use of genuine Hitachi parts, including engine, fuel, hydraulic oil and filters, may slash running costs, and extend machine life.

Ground Engaging Tools (GETs)

Hitachi provides an array of Hitachi Ground Engaging Tools developed and built for a variety of applications. Using high-

quality, well-maintained GETs will help you get customers' trust.

Note: Some dealers do not handle Hitachi GETs.

Remanufactured Components

Hitachi components are remanufactured according to the stringent remanufacturing standards at factories around the world. They have high quality equivalent to new ones, and backed up by Hitachi warranty system.

Note: Some dealers do not handle Hitachi Remanufactured Components.

Service

Extended Warranty — HELP

Hitachi Standard Warranty System is available on all new Hitachi machines. In addition, Hitachi offers Hitachi Extended Life Programs (HELPS) to suit customer expectations —

protecting machines under tough operating conditions, avoiding unexpected downtime, and reducing repair costs.

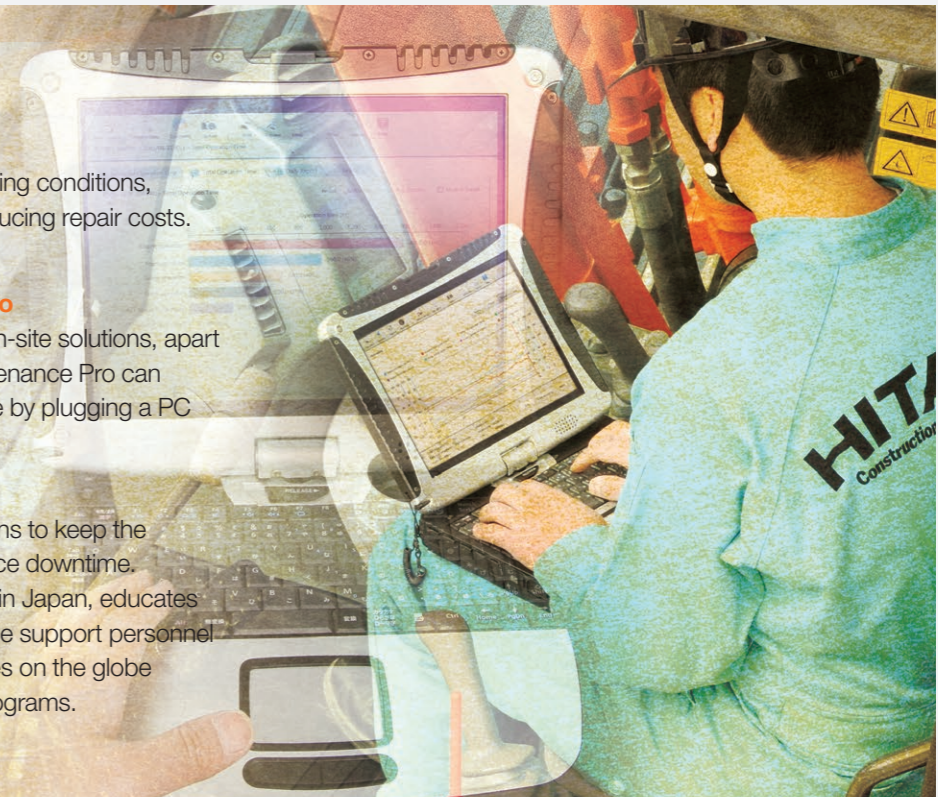
Note: Warranty conditions vary by equipment.

Diagnostic Tools — Maintenance Pro

Electronic control system needs quick on-site solutions, apart from mechanical repairs. Hitachi's Maintenance Pro can diagnose machine failures in a short time by plugging a PC into a failed machine.

Technical Training

On-site servicing matters despite locations to keep the machine at peak performance and reduce downtime. Technical Training Center (TTC), located in Japan, educates and trains service technicians and service support personnel coming from Hitachi dealers and factories on the globe according to the international training programs.



SPECIFICATIONS

ENGINE

Model	Isuzu GJ-4JJ1X
Type	4-cycle water-cooled, direct injection
Aspiration	Turbocharged, intercooled
No. of cylinders	4
Rated power	
ISO 9249, net	69.4 kW (93.1 HP) at 2 000 min ⁻¹ (rpm)
SAE J1349, net	69.4 kW (93.1 HP) at 2 000 min ⁻¹ (rpm)
Maximum torque	354 Nm (36.1 kgfm) at 1 600 min ⁻¹ (rpm)
Piston displacement ..	2.999 L
Bore and stroke	95 mm x 105 mm
Batteries	2 x 12 V / 55 Ah

HYDRAULIC SYSTEM

Hydraulic Pumps

Main pumps	2 variable displacement axial piston pumps
Maximum oil flow ...	2 x 117 L/min
Pilot pump	1 gear pump
Maximum oil flow....	33.6 L/min

Hydraulic Motors

Travel	2 variable displacement axial piston motors
Swing	1 axial piston motor

Relief Valve Settings

Implement circuit	34.3 MPa (350 kgf/cm ²)
Swing circuit	32.3 MPa (330 kgf/cm ²)
Travel circuit	34.3 MPa (350 kgf/cm ²)
Pilot circuit	4.0 MPa (41 kgf/cm ²)
Power boost	36.3 MPa (370 kgf/cm ²)

Hydraulic Cylinders

	Quantity	Bore	Rod diameter
Boom	2	105 mm	70 mm
Arm	1	115 mm	80 mm
Bucket	1	100 mm	70 mm

UPPERSTRUCTURE

Revolving Frame

D-section frame skirt for resistance to deformation.

Swing Device

Swash plate piston motor with planetary reduction gear is bathed in oil. Swing circle is single-row. Swing parking brake is spring-set/hydraulic-released disc type.

Swing speed	13.3 min ⁻¹ (rpm)
Swing torque	34 kNm (3 470 kgfm)

Operator's Cab

Independent spacious cab, 1 005 mm wide by 1 675 mm high, conforming to ISO* Standards.

* International Standardisation Organisation

UNDERCARRIAGE

Tracks

Heat-treated connecting pins with dirt seals. Hydraulic (grease) track adjusters with shock-absorbing recoil springs.

Numbers of Rollers and Shoes on Each Side

Upper roller	1
Lower rollers	7
Track shoes	44

Travel Device

Each track driven by 2-speed axial piston motor. Parking brake is spring-set/hydraulic-released disc type. Automatic transmission system: High-Low.

Travel speeds	High : 0 to 5.5 km/h
	Low : 0 to 3.3 km/h

Maximum traction force .. 117 kN (11 900 kgf)

Gradeability .. 70% (35 degree) continuous

SERVICE REFILL CAPACITIES

Fuel tank	220.0 L
Engine coolant	21.0 L
Engine oil	17.0 L
Swing device	3.2 L
Travel device (each side)	4.2 L
Hydraulic system	125.0 L
Hydraulic oil tank	60.0 L

WEIGHTS AND GROUND PRESSURE

Operating weight and Ground pressure

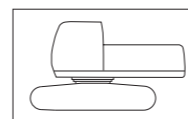
			ZX135US-5A ^{*1}	
Shoe type	Shoe width	Arm length	kg	kPa(kgf/cm ²)
Triple grouser	500 mm	2.10 m	13 300	42 (0.43)
		2.52 m	13 400	42 (0.43)
		3.01 m	13 400	42 (0.43)
	600 mm	2.10 m	13 600	35 (0.36)
		2.52 m	13 700	36 (0.37)
		3.01 m	13 700	36 (0.37)
700 mm	2.10 m	13 800	31 (0.32)	
	2.52 m	13 900	31 (0.32)	
	3.01 m	13 900	31 (0.32)	
Pat crawler	500 mm	2.10 m	13 400	41 (0.42)
		2.52 m	13 500	42 (0.43)
		3.01 m	13 500	42 (0.43)

^{*1} :Including 0.50 m³ (ISO heaped) bucket weight (410 kg) and counterweight (3 600 kg).

SPECIFICATIONS

WEIGHT: BASIC MACHINE and COMPONENTS

Basic Machine Weight and Overall width



Excluding front-end attachment, fuel, hydraulic oil, coolant, etc., and including counterweight.

ZX135US-5A

Shoe width	Weight	Overall width
500 mm	10 700 kg	2 490 mm
600 mm	11 000 kg	2 590 mm
700 mm	11 200 kg	2 690 mm
Pad crawler	10 800 kg	2 590 mm

Component weights

	ZX135US-5A
Counterweight	3 600 kg
Boom (with boom and arm cylinder)	1 320 kg
Arm 2.10 m (with bucket cylinder)	550 kg
Arm 2.52 m (with bucket cylinder)	600 kg
Arm 3.01 m arm (with bucket cylinder)	670 kg
0.50 m ³ bucket	410 kg

BUCKET AND ARM DIGGING FORCES

Arm length	2.10 m	2.52 m	3.01m
Bucket digging force* ISO	104 kN (10 600 kgf)	104 kN (10 600 kgf)	104 kN (10 600 kgf)
Bucket digging force* SAE: PCSA	91 kN (9 300 kgf)	91 kN (9 300 kgf)	91 kN (9 300 kgf)
Arm crowd force* ISO	77 kN (7 900 kgf)	69 kN (7 000 kgf)	61 kN (6 200 kgf)
Arm crowd force* SAE: PCSA	74 kN (7 600 kgf)	67 kN (6 800 kgf)	60 kN (6 100 kgf)

* At power boost

BACKHOE ATTACHMENTS

Boom and arms are of welded, box-section design. 4.60 m boom, and 2.10 m, 2.52 m and 3.01 m arms are available. Bucket is of welded steel structure. Side clearance adjust mechanism provided on the bucket joint bracket.

Buckets

Capacity	Width		No. Of teeth	Weight	Recommendation		
	Without side cutters	With side cutters			ZX135US-5A		
ISO heaped					Arm 2.10 m	Arm 2.52 m	Arm 3.01 m
0.45 m ³	800 mm	920 mm	5	390 kg	⊙	⊙	○
0.50 m ³	890 mm	1 010 mm	5	410 kg	⊙	⊙	*1○
0.59 m ³	950 mm	1 070 mm	5	430 kg	⊙	○	–
*2 0.50 m ³	890 mm	1 010 mm	5	480 kg	⊙	⊙	*1○
*2 0.59 m ³	950 mm	1 070 mm	5	500 kg	⊙	○	–
One-point ripper			1	320 kg	●	●	–
Slope-finishing blade: Width 1 100 mm, length 1 800mm			–	430 kg	◇	◇	◇

*1 With 700 mm shoes only

*2 Reinforced bucket

⊙ Suitable for materials with density of 2 000 kg/m³ or less

○ Suitable for materials with density of 1 600 kg/m³ or less

□ Suitable for materials with density of 1 100 kg/m³ or less

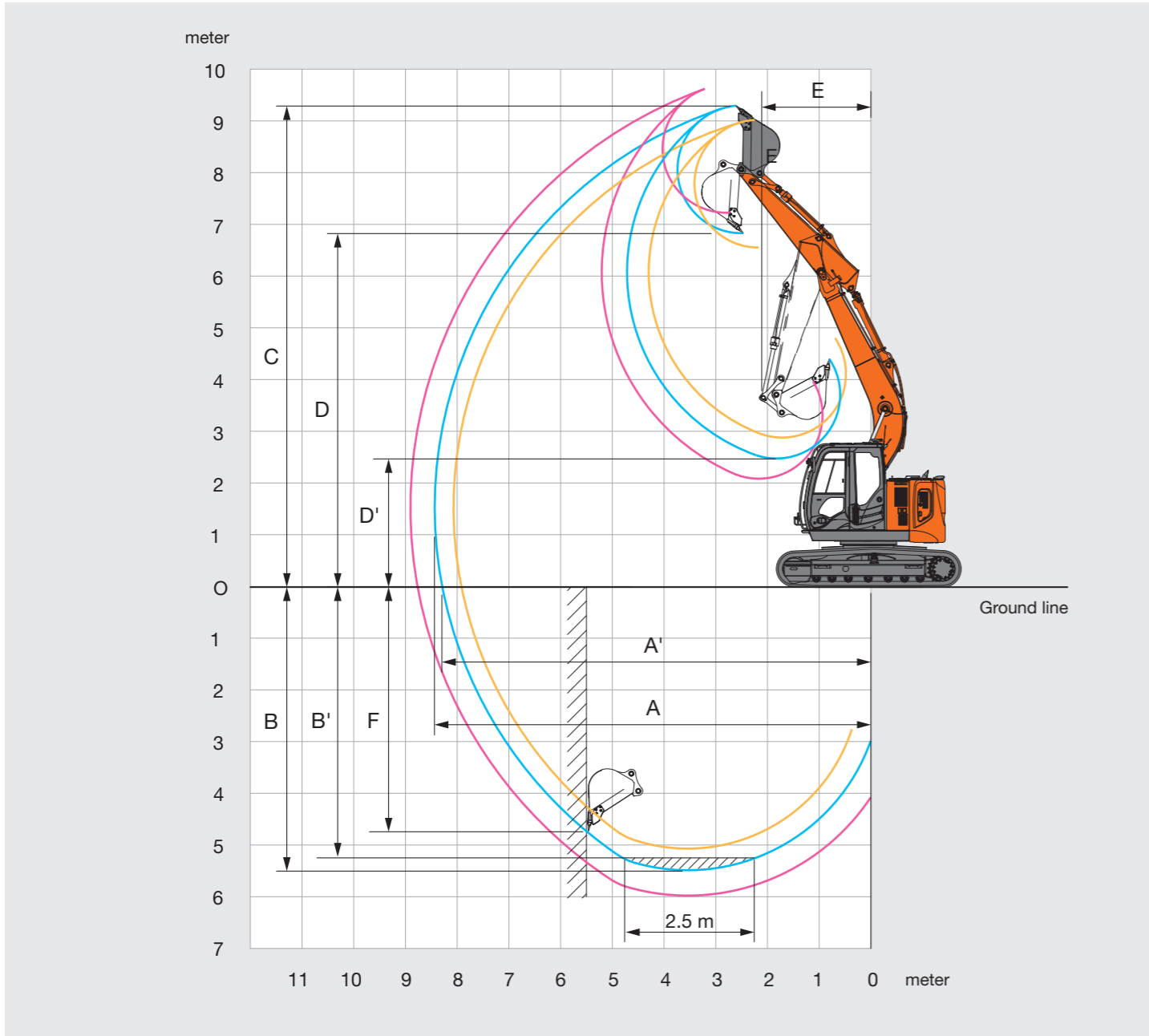
● Heavy-duty service

◇ Slope-finishing service

– Not applicable

SPECIFICATIONS

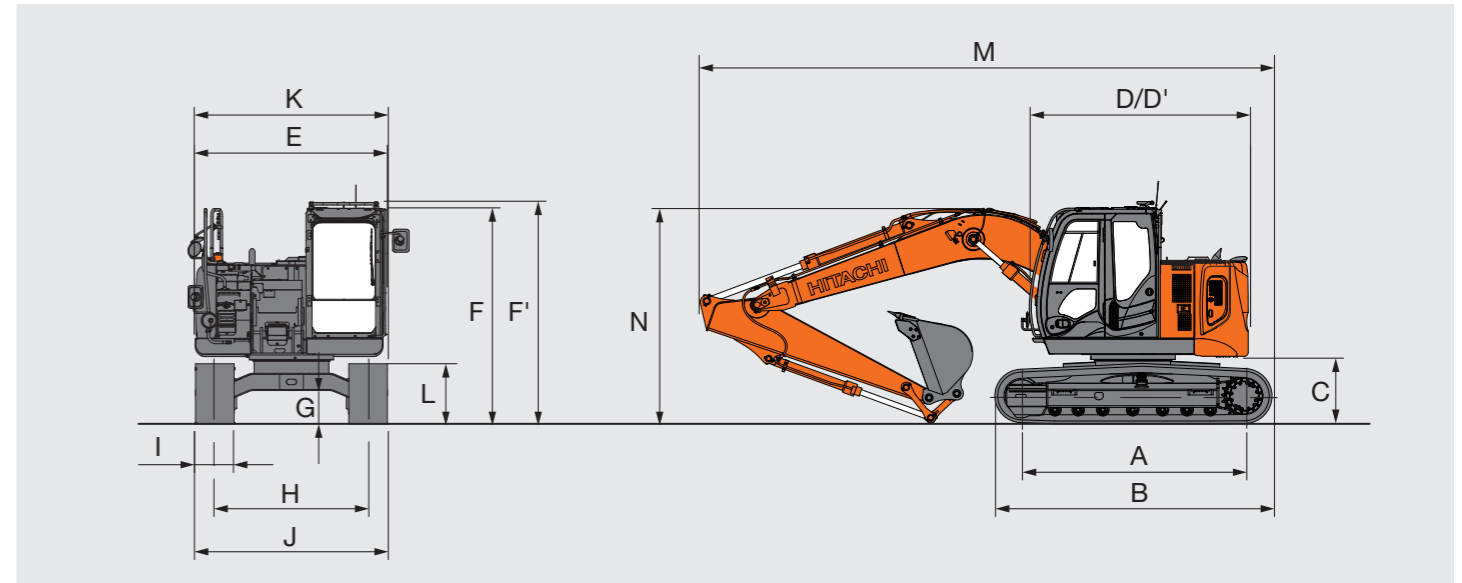
WORKING RANGES



Unit: mm

Arm length	ZX135US-5A		
	2.10 m	2.52 m	3.01 m
A Max. digging reach	8 020	8 390	8 860
A' Max. digging reach (on ground)	7 870	8 240	8 720
B Max. digging depth	5 070	5 490	5 980
B' Max. digging depth for 2.5 m level	4 820	5 270	5 790
C Max. cutting height	9 020	9 290	9 690
D Max. dumping height	6 550	6 830	7 220
D' Min. dumping height	2 870	2 470	2 080
E Min. swing radius	2 000	2 110	2 450
F Max. vertical wall digging depth	4 430	4 730	5 190

DIMENSIONS



Unit: mm

	ZX135US-5A
A Distance between tumbler	2 880
B Undercarriage length	3 580
C Counterweight clearance	840
D Rear-end swing radius	1 490
D' Rear-end length	1 490
E Overall width of upperstructure	2 480
F Overall height of cab	2 790
F' Overall height of upperstructure	2 870
G Min. ground clearance	410
H Track gauge	1 990
I Track shoe width	G 500
J Undercarriage width	2 490
K Overall width	2 490
L Track height with triple grouser shoes	790
M Overall length	
With arm 2.10 m	7 360
With arm 2.52 m	7 370
With arm 3.01 m	7 390
N Overall height of boom	
With arm 2.10 m	2 790
With arm 2.52 m	2 790
With arm 3.01 m	2 780

G: Triple grouser shoes

LIFTING CAPACITIES (Without Bucket)

Notes: 1. Ratings are based on ISO 10567.

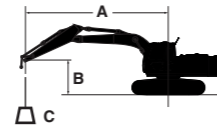
2. Lifting capacity does not exceed 75% of tipping load with the machine on firm, level ground or 87% full hydraulic capacity.

3. The load point is the center-line of the bucket pivot mounting pin on the arm.

4. *Indicates load limited by hydraulic capacity.

5. 0 m = Ground.

For lifting capacities, subtract bucket and quick hitch weight from lifting capacities without bucket.



A: Load radius

B: Load point height

C: Lifting capacity

ZX135US-5A

Rating over-front Rating over-side or 360 degrees Unit : kg

Conditions	Load point height m	Load radius										At max. reach		
		1.5 m		3.0 m		4.5 m		6.0 m		7.5 m		meter		
Boom 4.60 m Arm 2.10 m Counterweight 3 600 kg Shoe 500 mm	6.0					*4 150	3 490					*2 980	2 900	5.01
	4.5			*5 030	*5 030	*4 310	3 430	*3 130	2 150			*2 710	2 110	6.07
	3.0			*7 500	6 010	4 920	3 250	3 140	2 110			*2 680	1 800	6.62
	1.5					4 680	3 030	3 050	2 020			2 540	1 690	6.79
	0 (Ground)			*5 300	5 240	4 530	2 900	2 980	1 960			2 600	1 720	6.61
	-1.5	*5 000	*5 000	*8 660	5 260	4 500	2 870	2 980	1 960			2 950	1 940	6.05
	-3.0			*6 700	5 400	4 590	2 950					*3 830	2 590	4.98
-4.5														
Boom 4.60 m Arm 2.52 m Counterweight 3 600 kg Shoe 500 mm	6.0					*3 670	3 550					*2 430	*2 430	5.50
	4.5			*3 930	*3 930	*3 920	3 480	3 220	2 180			*2 260	1 910	6.48
	3.0			*6 620	6 180	*4 730	3 290	3 150	2 110			*2 250	1 650	6.99
	1.5			*6 790	5 470	4 710	3 050	3 050	2 020			2 340	1 550	7.15
	0 (Ground)			*6 130	5 200	4 520	2 880	2 960	1 940			2 390	1 570	6.98
	-1.5	*4 720	*4 720	8 940	5 180	4 460	2 820	2 930	1 910			2 660	1 740	6.46
	-3.0	*8 600	*8 600	*7 440	5 290	4 500	2 870					3 400	2 220	5.47
-4.5														
Boom 4.60 m Arm 3.01 m Counterweight 3 600 kg Shoe 500 mm	6.0					*3 140	*3 140	*2 360	2 210			*2 080	*2 080	6.10
	4.5					*3 440	*3 440	3 260	2 210			*1 950	1 680	6.99
	3.0			*5 270	*5 270	*4 280	3 340	3 170	2 130			*1 940	1 470	7.47
	1.5			*8 410	5 610	4 740	3 080	3 050	2 010	2 160	1 420	*2 040	1 390	7.62
	0 (Ground)			*6 630	5 190	4 510	2 870	2 940	1 920			2 140	1 400	7.46
	-1.5	*4 140	*4 140	*8 620	5 090	4 410	2 780	2 880	1 860			2 340	1 530	6.97
	-3.0	*7 200	*7 200	*8 140	5 150	4 420	2 790	2 920	1 890			2 870	1 870	6.07
-4.5			*5 390	5 380	*3 260	2 950					*3 250	2 940	4.51	

EQUIPMENT

Standard and optional equipment may vary by country, so please consult your Hitachi dealer for details.

● : Standard equipment

○ : Optional equipment

	ZX135US-5A
ENGINE	
Air cleaner double filters	●
Alternator 50 A	●
Auto idle system	●
Auto shut-down control	●
Cartridge-type engine oil filter	●
Cartridge-type fuel main filter	●
Cartridge-type fuel pre-filter with water separator	●
Dry-type air filter with evacuator valve (with air filter restriction indicator)	●
Dust-Proof indoor net	●
ECO/PWR mode control	●
Engine oil drain coupler	●
Engine warm-up device	●
Fan guard	●
Fuel cooler	●
Maintenance free pre-cleaner	○
Radiator expansion tank	●

	ZX135US-5A
HYDRAULIC SYSTEM	
Auto power lift	●
Control valve with main relief valve	●
High mesh full flow filter with restriction indicator	○
One extra port for control valve	●
Pilot filter	●
Power boost	●
Suction filter	●
Work mode selector	●

	ZX135US-5A
CAB	
All-weather sound suppressed steel cab	●
AM-FM radio	●
Ashtray	●
Auto control air conditioner	●
AUX terminal and storage	○
Cigarette lighter 24 V	●
CRES V (Center pillar reinforced structure) cab	●
Drink holder with hot & cool function	●
Electric double horn	●
Engine shut-off switch	●
Equipped with reinforced, tinted (green color) glass windows	●
Evacuation hammer	●
Fire extinguisher bracket	○
Floor mat	●
Footrest	●
Front window washer	●
Glove compartment	●
Hot & cool box	●
Intermittent windshield wipers	●
Key cylinder light	●
Laminated round glass window	○
LED room light with door courtesy	●
OPG front guard Level II (ISO10262) compliant cab	○
OPG top guard Level I (ISO10262) compliant cab	●
OPG top guard Level II (ISO10262) compliant cab	○
Pilot control shut-off lever	●
Power outlet 12 V	○
Rain guard	○
Rear tray	●
Retractable seat belt	●
ROPS (ISO12117-2) compliant cab	●
Rubber radio antenna	●
Seat : air suspension seat with heater	○
Seat adjustment part : backrest, armrest, height and angle, slide forward / back	●
Short wrist control levers	●
Sun visor (front window/side window)	○
Transparent roof with slide curtain	●
Windows on front, upper, lower and left side can be opened	●
2 speakers	●
4 fluid-filled elastic mounts	●

EQUIPMENT

Standard and optional equipment may vary by country, so please consult your Hitachi dealer for details.

● : Standard equipment

○ : Optional equipment

	ZX135US-5A
MONITOR SYSTEM	
Alarms: overheating, engine warning, engine oil pressure, alternator, minimum fuel level, hydraulic filter restriction, air filter restriction, etc	●
Alarm buzzers: overheating, engine oil pressure overlord	●
Display of meters: coolant temperature, fuel rate, hour, clock	●
Other displays: work mode, auto-idle, glow, rearview monitor, operating conditions, etc	●
32 languages selection	●

LIGHTS	
Additional boom light with cover	○
Additional cab roof front lights	○
Rear light	○
2 working lights	●

UPPER STRUCTURE	
Batteries 2 x 55 Ah	●
Battery disconnect switch	●
Body top handrail	●
Counterweight 6 990 kg	●
Electric fuel refilling pump	○
Fuel level float	●
Hydraulic oil level gauge	●
Lockable fuel refilling cap	●
Lockable machine covers	●
Platform handrail	●
Rear view camera	●
Rear view mirror (right & left side)	●
Skid-resistant plates and handrails	●
Swing parking brake	●
Undercover	●

	ZX135US-5A
UNDERCARRIAGE	
Bolt-on sprocket	●
Reinforced track links with pin seals	●
Shoe: 500 mm triple grouser	●
Track undercover	○
Travel direction mark on track frame	●
Travel motor covers	●
Travel parking brake	●
Upper and lower rollers	●
1 track guard (each side)	○
4 tie down brackets	●

FRONT ATTACHMENTS	
Casted bucket link A	●
Centralized lubrication system	●
Dirt seal on all bucket pins	●
Flanged pin	●
HN bushing	●
Reinforced resin thrust plate	●
WC (tungsten-carbide) thermal spraying	●

ATTACHMENTS	
Additional pump	○
Assist piping	○
Attachment basic piping	○
Breaker and crusher piping	○
Parts for breaker and crusher	○
Pilot accumulator	○
2 pump combined flow for attachment basic piping	○

MISCELLANEOUS	
Global e-Service	●
Onboard information controller	●
Skid-resistant plates and handrails	●
Standard tool kit	●
Swing motion alarm device with lumps	○
Travel motion alarm device	○

Before using a machine with a satellite communication system, please make sure that the satellite communication system complies with local regulations, safety standards and legal requirements. If not so, please make modifications accordingly.

These specifications are subject to change without notice.

Illustrations and photos show the standard models, and may or may not include optional equipment, accessories, and all standard equipment with some differences in color and features.

Before use, read and understand the Operator's Manual for proper operation.